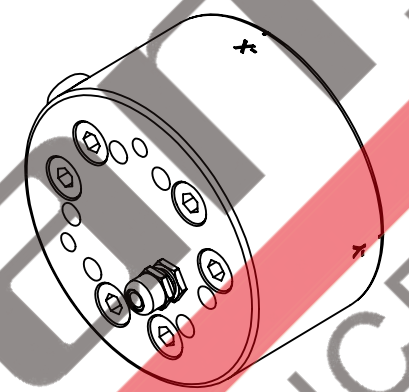
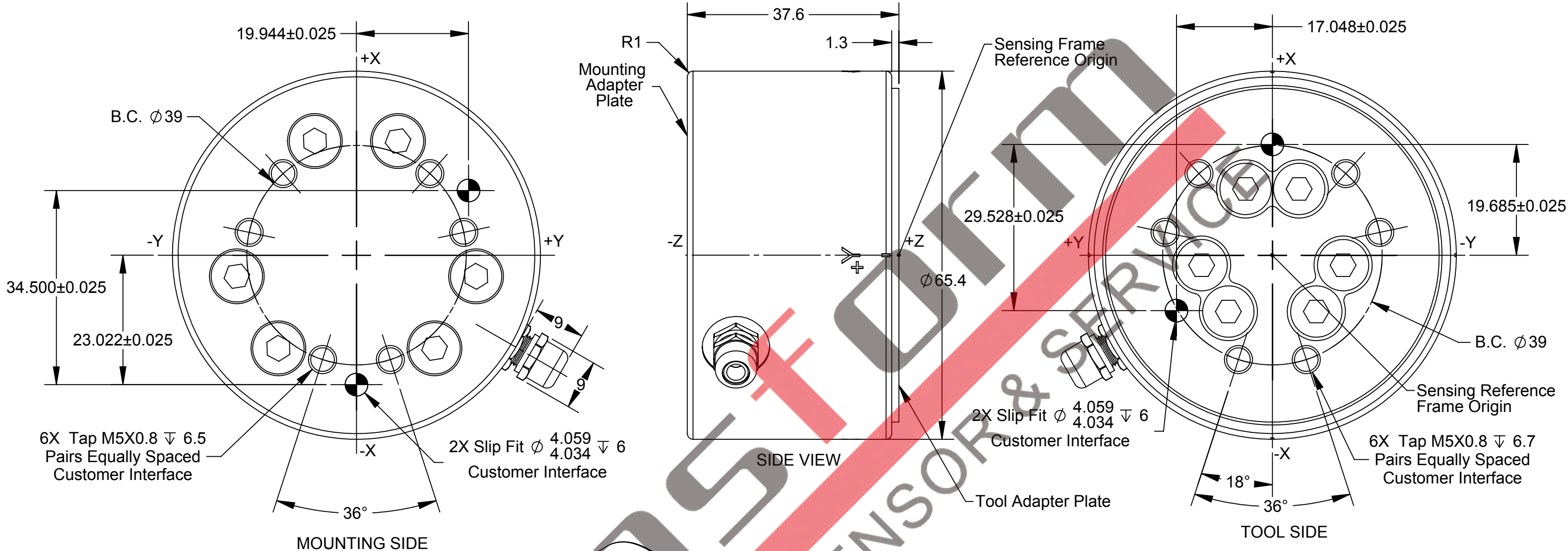


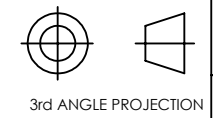
Rev.	Description	Initiator	Date
01	Initial Design	AP	9/30/2013
02	Redone assembly model structure	AP	11/21/2013



- Notes:
1. Material: Stainless Steel
  2. Tool and Mounting Adapters have M5 tapped holes and 4mm dowel pin holes for interfacing.
  3. **WARNING: DO NOT LOOSEN OR REMOVE INTERFACE PLATES DUE TO POTENTIAL DAMAGE.**
  4. Standard connector (not shown) has 17mm diameter & is 67.5mm long.
  5. Cable is IP65 rated only at transducer end.

NOTES: UNLESS OTHERWISE SPECIFIED.

DO NOT SCALE DRAWING. ALL DIMENSIONS ARE IN MILLIMETERS.



1031 Goodworth Drive, Apex, NC 27539, USA  
 Tel: +1.919.772.0115 Email: info@ati-ia.com  
 Fax: +1.919.772.8259 www.ati-ia.com  
 ISO 9001 Registered Company

PROPERTY OF ATI INDUSTRIAL AUTOMATION, INC. NOT TO BE REPRODUCED IN ANY MANNER EXCEPT ON ORDER OR WITH PRIOR WRITTEN AUTHORIZATION OF ATI.

DRAWN BY: A Pongor 9/30/13		TITLE	
CHECKED BY: P Fusco 9/30/13		Mini58 IP65 / IP68 Transducer	
PROJECT # 130815-1	SHEET 1 OF 1	SCALE 1:1	SIZE B
		DRAWING NUMBER 9230-05-1454	REVISION 02